






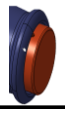

## Standard Beschriftungen PASMAG Bedienelementen

### Standard labeling Pasmag controls

Version 08.02.2025

### Standard Taster ohne Beschriftung/

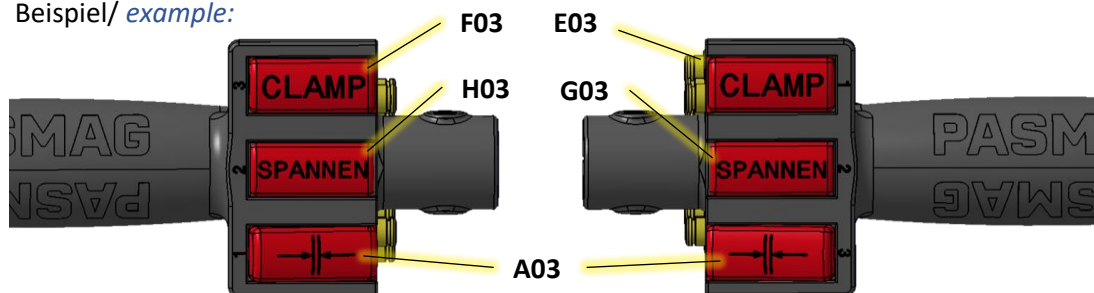
#### Standard button without labeling

Taster-Typ <i>Button type</i>	Beschreibung <i>Description</i>	Kennz. <i>Ident.</i>	Artikelnummer <i>Item number</i>
	Druckknopf blau/ <i>Push button blue</i>	1B	10005-1B
	Druckknopf rot/ <i>Push button red</i>	1R	10005-1R
	Schiebeschalter blau/ <i>slide switch blue</i>	2B	10006-2B
	Schiebeschalter rot/ <i>slide switch red</i>	2R	10006-2R
	Axialtaster versenkt/ <i>axial pushbutton protected</i>	3R	10062-3R
	Pilztaster/ <i>axial pushbutton outstanding</i>	4R	10062-4R
	Freigabetaster blau/ <i>release button blue</i>	5B	10007-1B

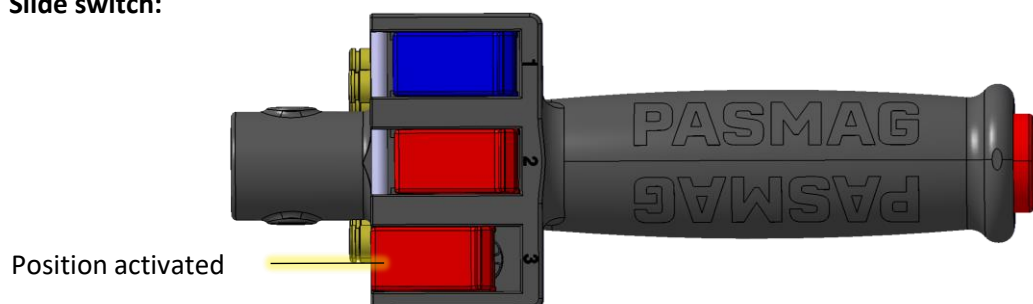
Achtung: Bei der Auswahl der Beschriftung, muss die Montage-Seite beachtet werden.

*Attention: When selecting the labeling, the mounting side must be observed.*

Beispiel/ *example:*

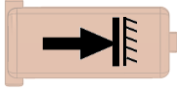



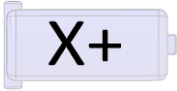
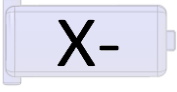












Slide switch:



**Standard Taster mit Beschriftung/  
Standard push-button with labeling**

Beispiel-Darstellung Taster Verbau rechts <i>Example of push-button installation right</i>			Artikelnr./Item no		
Symbol <i>Symbol</i>	Bedeutung <i>meaning</i>	Taster-Typ <i>Button type</i>	Symbol right/ left	Text Engl. right/ left	Text Ger. right/ left
	FREIGABE <i>RELEASE</i>	1B	A01	E01/F01	G01/H01
	FREIGABE <i>RELEASE</i>	1R	A43	E43/F43	G43/H43
	FREIGABE <i>RELEASE</i>	5B	A35	E35/F35	G35/H35
	ÖFFNEN <i>OPEN</i>	1B	A02	E02/F02	G02/H02
	ÖFFNEN <i>OPEN</i>	1B	A47		
	SPANNEN <i>CLAMPING</i>	1R	A03	E03/F03	G03/H03
	SPANNEN <i>CLAMPING</i>	1R	A48		
	SPANNEN <i>CLAMPING</i>	1B	A37	E37/F37	G37/H37
	SCHWENKEN AUF <i>SWIVEL UP</i>	1B	A04/B04	E04/F04	G04/H04
	SCHWENKEN AB <i>SWIVEL DOWN</i>	1R	A05/B05	E05/F05	G05/H05
	SCHWENKEN AB <i>SWIVEL DOWN</i>	1B	A40/B40	E40/F40	G40/H40
	HEBEN <i>LIFT</i>	1B	A06/B06	E06/F06	G06/H06
	HEBEN <i>LIFT</i>	1B	A31		
	SENKEN <i>LOWER</i>	1R	A07/ B07	E07/F07	G07/H07
	SENKEN <i>LOWER</i>	1B	A38 / B38	E38/F38	G38/H38

	SENKEN <i>LOWER</i>	1R	A32		
	SENKEN <i>LOWER</i>	1B	A39		
	BRMESE ÖFFNEN <i>RELEASE BRAKE</i>	1R	A08	E08/F08	G08/H08
	BRMESE ÖFFNEN <i>RELEASE BRAKE</i>	5B	A46	E46/F46	G46/H46
	BREMSE SCHLIESSEN <i>CLOSE BRAKE</i>	1B	A09	E09/F09	G09/H09
	BREMSE SCHLIESS./ ÖFFNEN <i>CLOSE/ OPEN BRAKE</i>	2R	A36		
	STOP <i>STOP</i>	1R	A10	E10/F10	
	ZUSATZHUB AKT. <i>ACTIV. ADD. STROKE</i>	1B	A11	E11/F11	G11/H11
	ABSTECK. LÖSEN <i>UNPLUG</i>	1B	A12	E12/F12	G12/H12
	VORWÄRTS <i>FORWARD</i>	1B	A13	E13/F13	G13/H13
	RÜCKWÄRTS <i>BACKWARD</i>	1B	A14	E14/F14	G14/H14
	AUTO. START <i>AUTO. START</i>	1B	A15	E15/F15	
	AUTO STOP <i>AUTO. STOP</i>	1R	A16	E16/F16	
	PARK POS. <i>PARC POS.</i>	1R	A17	E17/F17	G17/H17
	PARK POSITION <i>PARC POSITION</i>	4R	A18		
	LAST + <i>SUPPORT +</i>	1B	A19/B19	E19/F19	G19/H19
	LAST - <i>SUPPORT -</i>	1R	A20/B20	E20/F20	G20/H20
	Bremse Auf/Zu <i>brake open/closed-</i>	2R	A21/B21		

	Fahren X+ <i>driving X+</i>	1B	A22		
	Fahren X- <i>driving X-</i>	1B	A23		
	Schwenken <i>swivel</i>	1B	A24		
	Freigabe Schwenken <i>release swivel</i>	5B	A25		
	Spannen/ Lösen <i>Clamping/ open</i>	5B	A26		
	ABGABE <i>DELIVERY</i>	1B	A27/B27	E27/F27	G27/H27
	ABGABE <i>DELIVERY</i>	1B	A33		
	AUFNAHME <i>PICK UP</i>	1R	A28/B28	E28/F28	G28/H28
	AUFNAHME <i>PICK UP</i>	1B	A41/B41	E41/F41	G41/H41
	AUFNAHME <i>PICK UP</i>	1R	A34		
	AUFNAHME <i>PICK UP</i>	1B	A42		
	BOOST <i>BOOST</i>	1B	A29	E29/F29	
	<i>ENTER LINE</i>	1B		E44/F44	
	GREIFER DREHEN <i>TURN GRIPPER</i>	1B		E45/F45	G45/H45